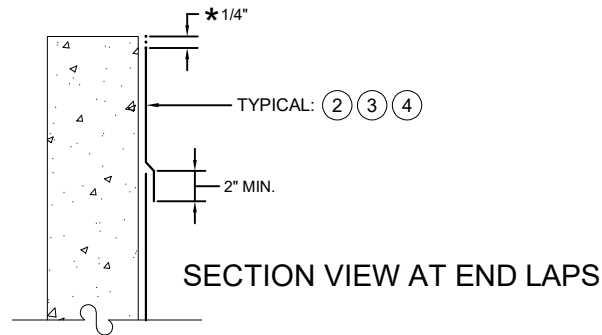
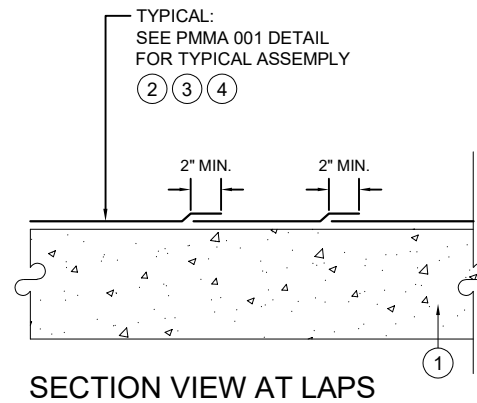
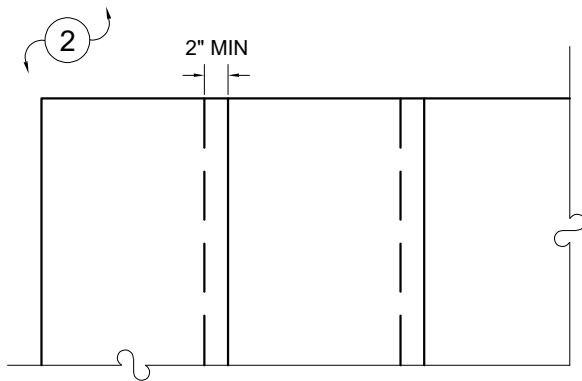


PLAN VIEW: REINFORCEMENT LAPS



NOTES: nts

- ① "SUBSTRATE":  
TYPICAL NORMAL WEIGHT  
CONCRETE \*
- ② SUBSTRATE W/ UNIVERSAL  
"BLUE PRIMER" (83237)
- ③ PMMA "H" RESIN (83240)  
MIN. 45 WET MILS.
- ④ REINFORCEMENT FLEECE  
(83236) ENCAPSULATED  
BETWEEN 2 WET LAYERS  
OF PMMA RESIN. @ 45  
WET MILS.

\* NORMAL WEIGHT CONCRETE IS PREFERRED. THE USE OF LIGHTWEIGHT STRUCTURAL CONCRETE REQUIRES USE OF MVS A/B (A38003 + A38101)

\*\* OVERBURDEN BY OTHERS. NOT SHOWN FOR CLARITY

\* 1/4" PMMA RESIN TO EXTEND BEYOND REINFORCEMENT BY MIN. 1/4"