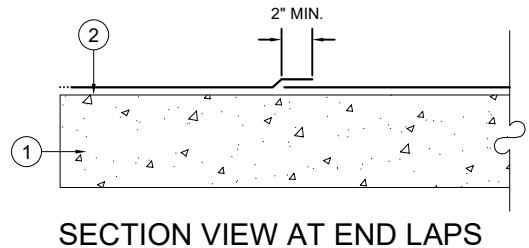
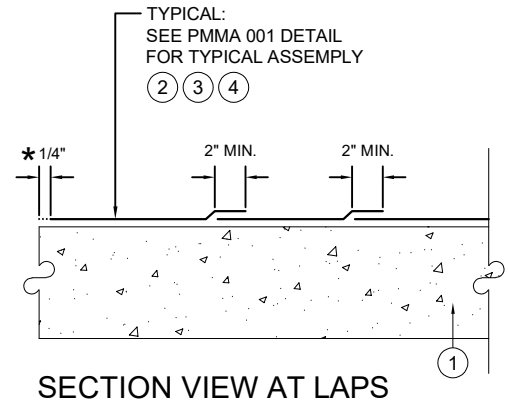
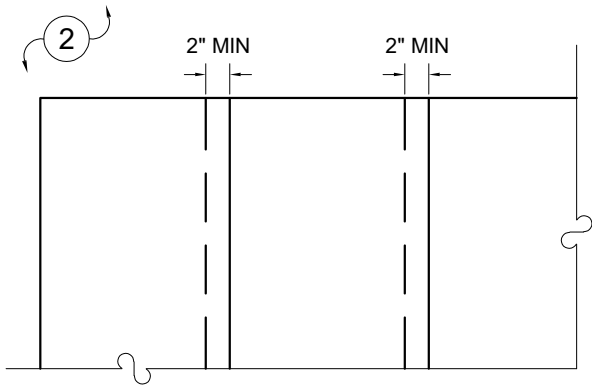


PLAN VIEW: REINFORCEMENT LAPS



NOTES: nts

- ① "SUBSTRATE": \* TYPICAL NORMAL WEIGHT CONCRETE
- ② SUBSTRATE W/ UNIVERSAL "BLUE PRIMER" (83237)
- ③ PMMA "H" RESIN (83240) MIN. 45 WET MILS.
- ④ REINFORCEMENT FLEECE (83236) ENCAPSULATED BETWEEN 2 WET LAYERS OF PMMA RESIN. @ 45 WET MILS.

\* NORMAL WEIGHT CONCRETE IS PREFERRED. THE USE OF LIGHTWEIGHT STRUCTURAL CONCRETE REQUIRES USE OF MVS A/B (A38003 + A38101)

\*\* OVERBURDEN BY OTHERS. NOT SHOWN FOR CLARITY

\* 1/4" PMMA RESIN TO EXTEND BEYOND REINFORCEMENT BY MIN. 1/4"